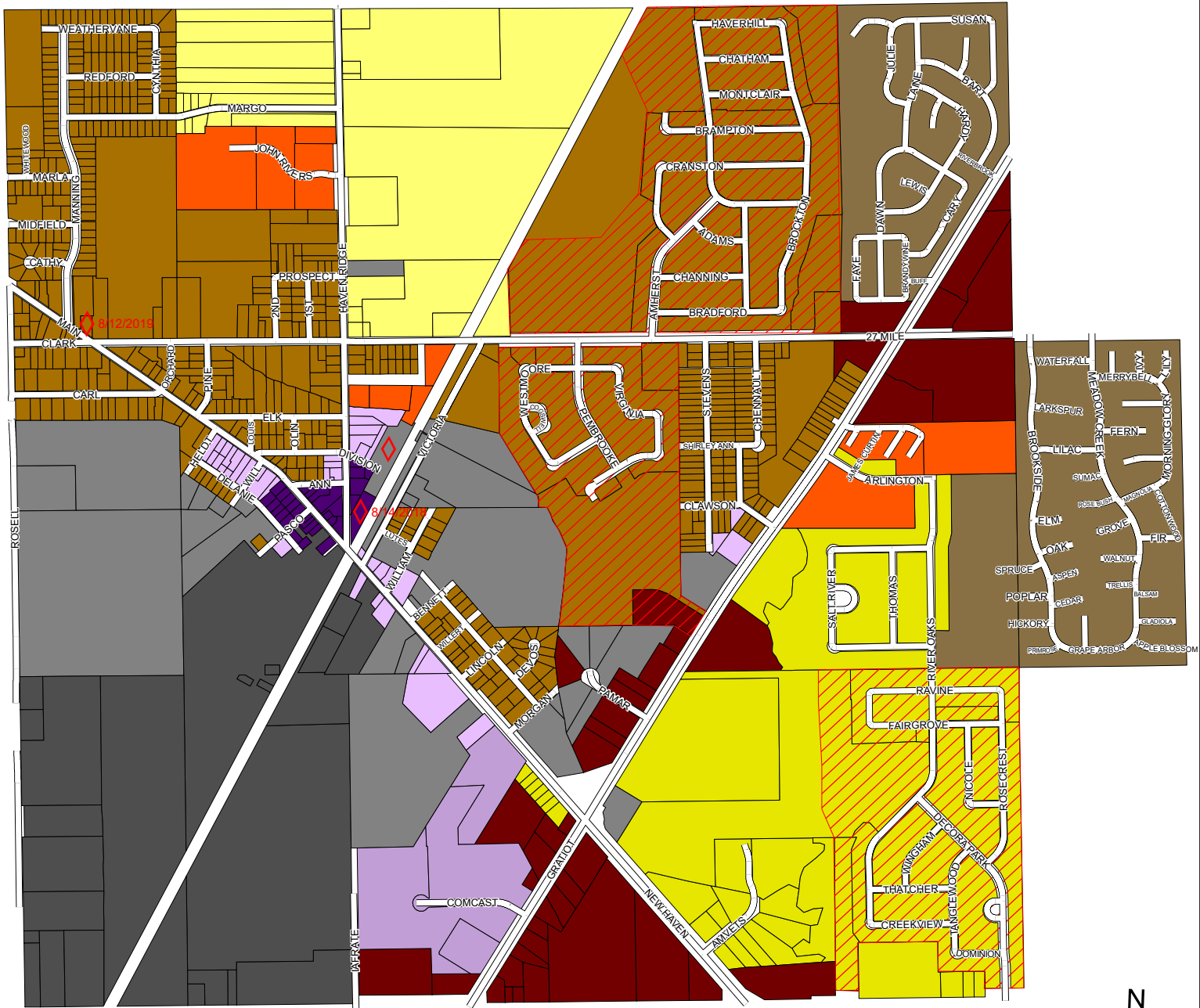















# Village of New Haven Zoning Map

Amended 8/12/2019



## Legend

- |   |   |   |
|---|---|---|
|  SF - SINGLE FAMILY    |  MH - MANUFACTURED HOUSING       |  HI - HEAVY INDUSTRIAL   |
|  SF I - SINGLE FAMILY  |  GB - GENERAL BUSINESS           |  RO - RESIDENTIAL OFFICE |
|  SF II - SINGLE FAMILY |  GBD - GENERAL BUSINESS DOWNTOWN |  IO - INDUSTRIAL OFFICE  |
|  MF - MULTIPLE FAMILY  |  LI - LIGHT INDUSTRIAL           |  PUD                     |
|   |   |  Non-Conforming Class-A  |