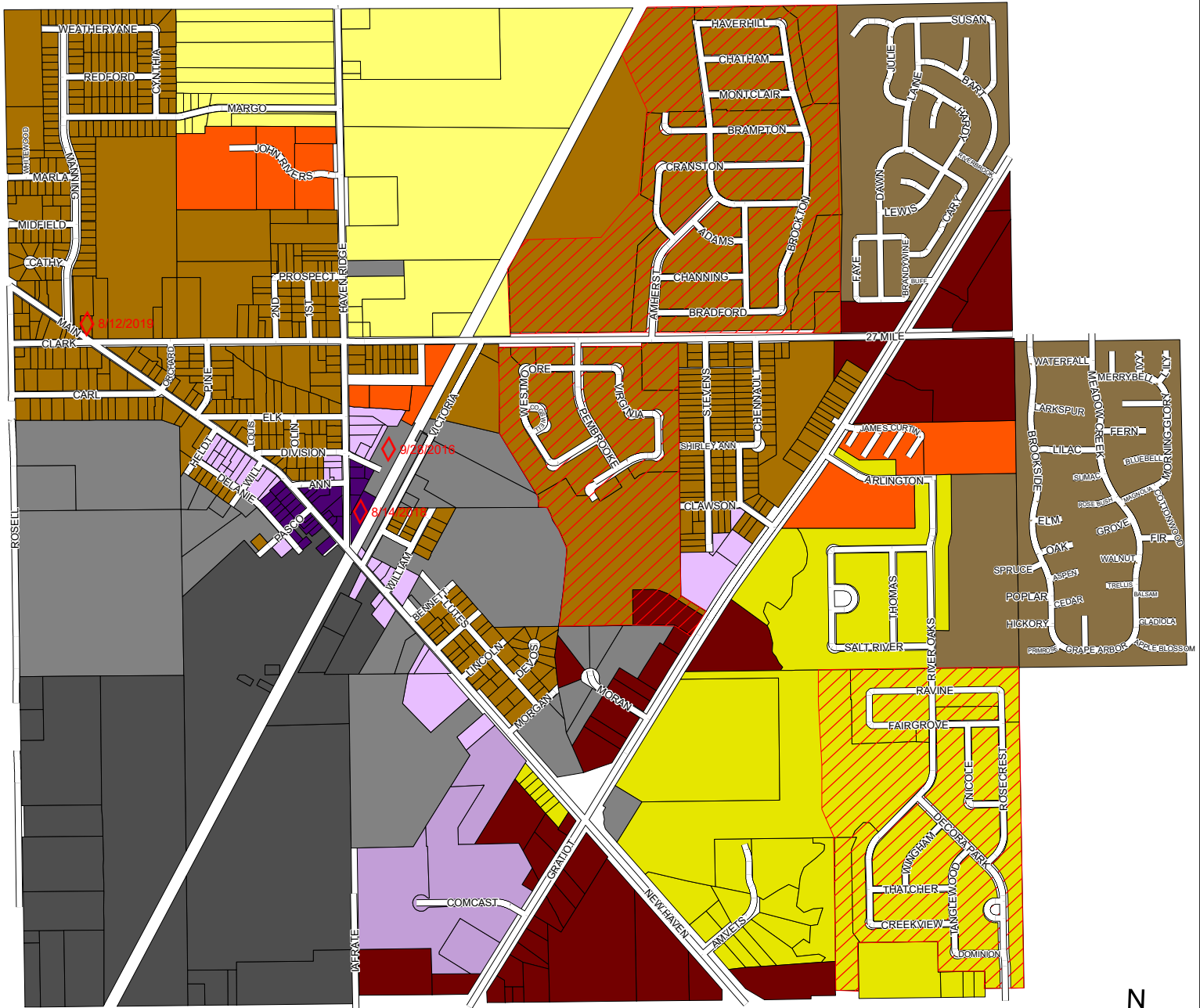















Village of New Haven Zoning Map

Amended 8/12/2019



Legend

- | | | |
|---|---|---|
|  SF - SINGLE FAMILY |  MH - MANUFACTURED HOUSING |  HI - HEAVY INDUSTRIAL |
|  SF I - SINGLE FAMILY |  GB - GENERAL BUSINESS |  RO - RESIDENTIAL OFFICE |
|  SF II - SINGLE FAMILY |  GBD - GENERAL BUSINESS DOWNTOWN |  IO - INDUSTRIAL OFFICE |
|  MF - MULTIPLE FAMILY |  LI - LIGHT INDUSTRIAL |  PUD |
| | |  Non-Conforming Class-A |